

The High School Survey of Student Engagement (HSSSE)

June 24, 2013
NCGS Annual Conference 2013
Dana Hall School

Amada Torres, torres@nais.org



Why Institutional Assessment?

"In God we trust, all others bring data."

*Former Secretary of Education Margaret Spellings,
February 2005*

Why Asking Students?



Why Asking Students?

Advantages

- Relationship to student achievement gains
- Reliability
- Improving Practice
- Cost and Coverage
- Emotional Salience

Source: Thomas J. Kane, Brown Center on Education Policy, Brookings Institution.

Why HSSSE?

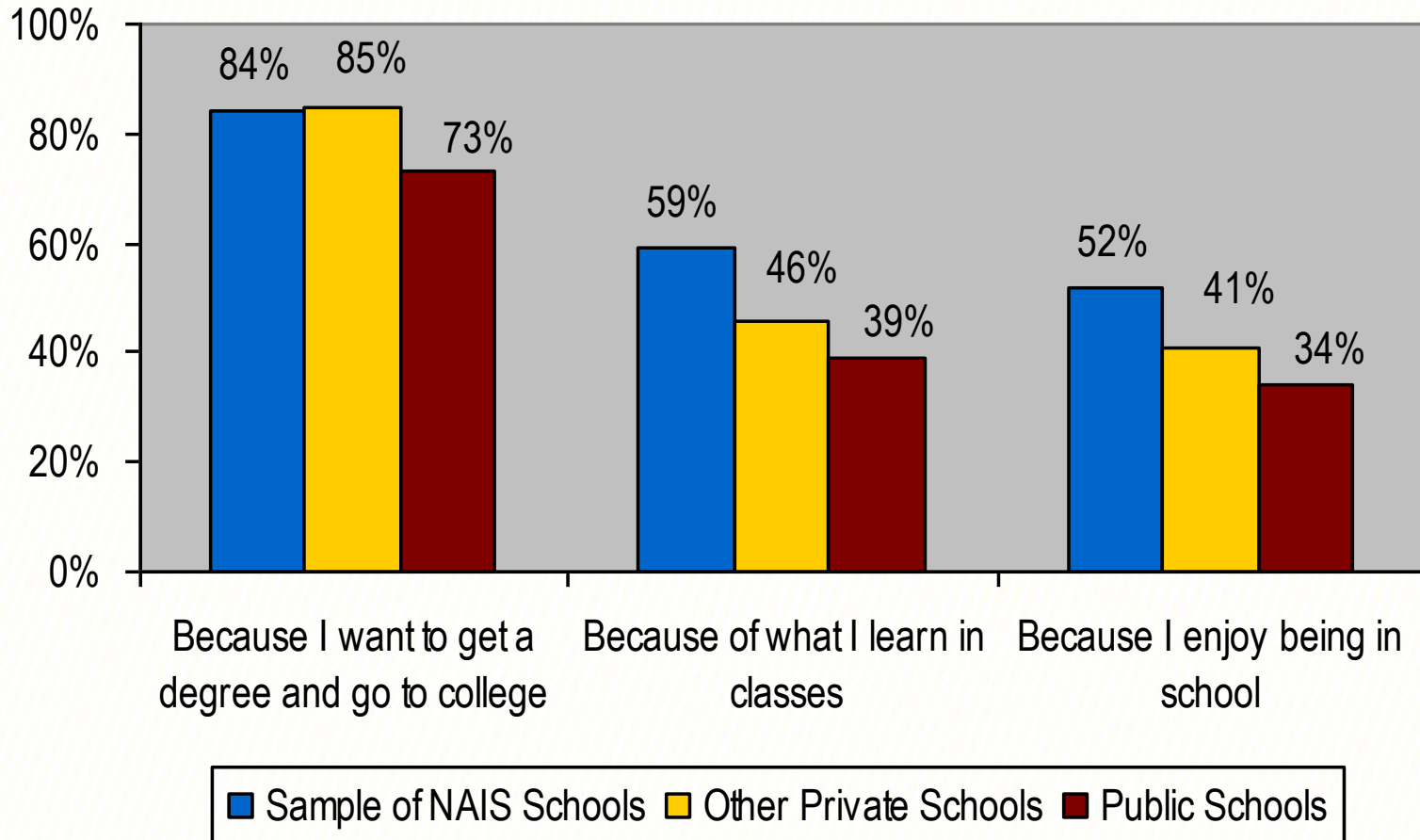
- Indiana University's High School Survey of Student Engagement (HSSSE) is unique in that it investigates the attitudes, perceptions and beliefs of students about their school work, the school learning environment, and their interaction with the school community.



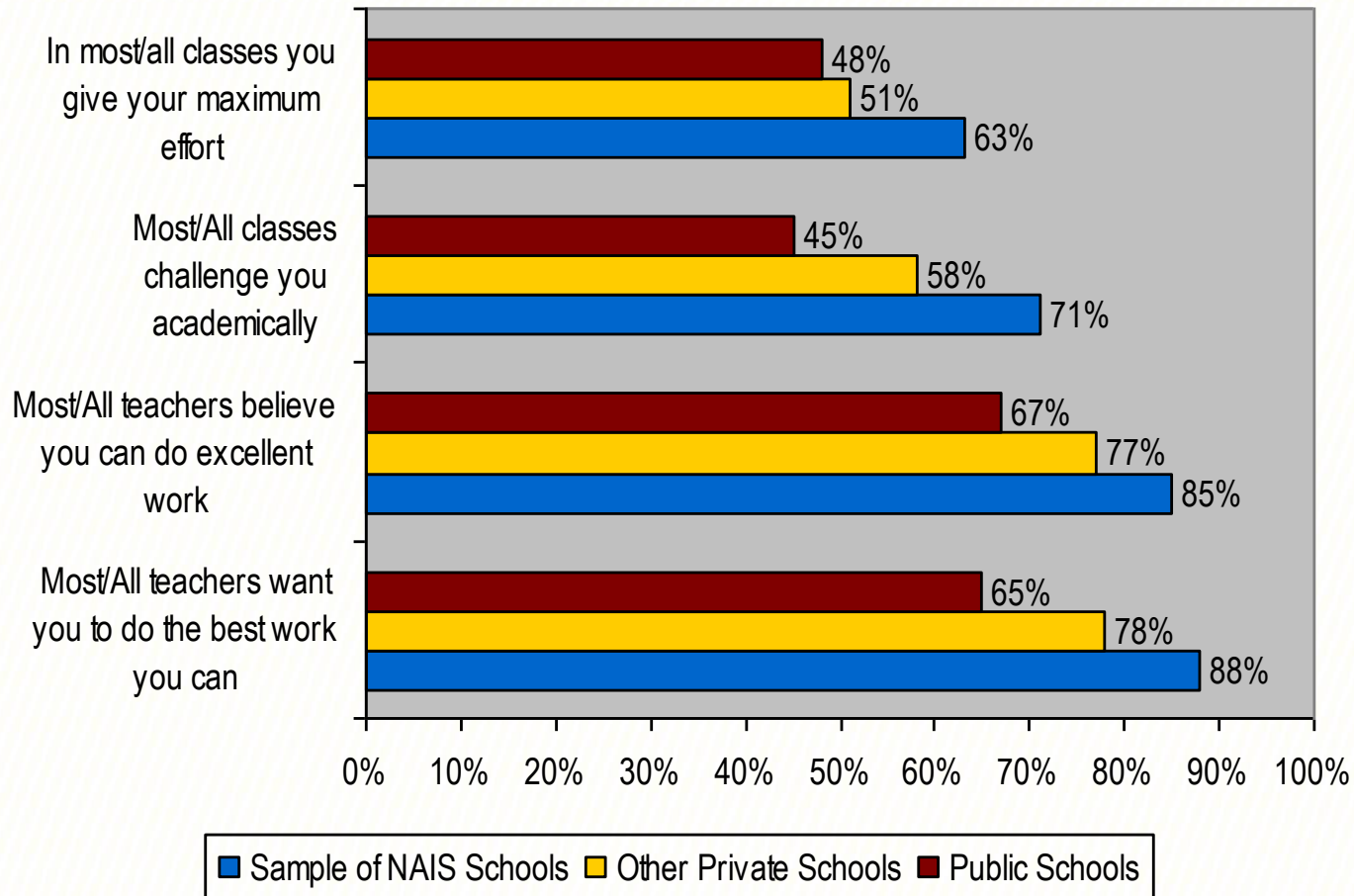
How Do NAIS Students Compare to Their Peers from Other Schools?

- ✓ At the request of NAIS, Indiana University created a special report comparing the HSSSE aggregated results of 21 NAIS schools with all public schools and other private schools that have taken HSSSE during 2007 and 2008.
- ✓ Students included in these report were enrolled in 9th, 10th, 11th, and 12th grades when the tests were conducted:
 - 5,199 from the 21 NAIS schools
 - 4,477 from other private schools
 - 142,600 from public schools

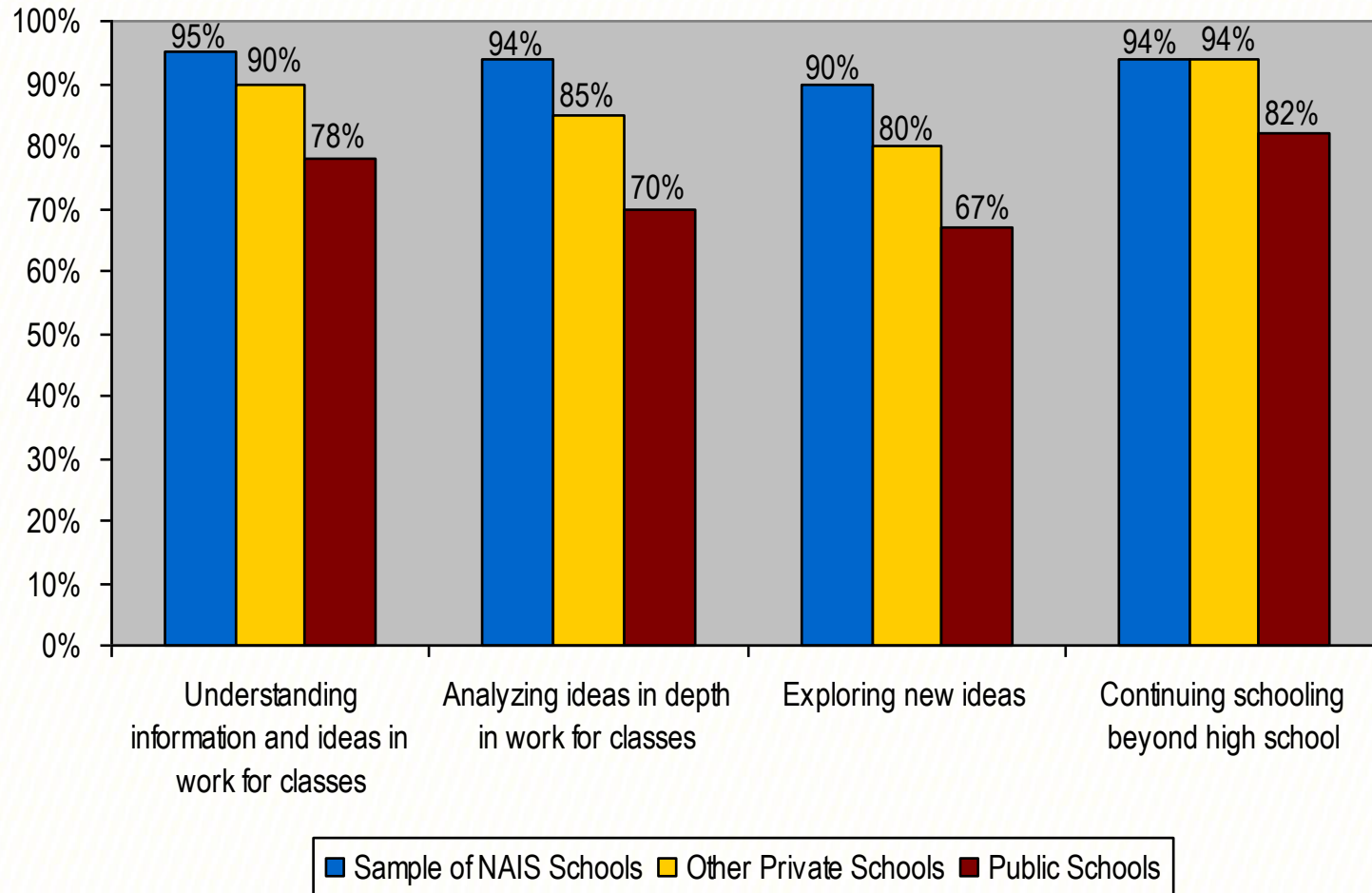
Why Do You Go to School?



Students Agreeing With The Following Statements



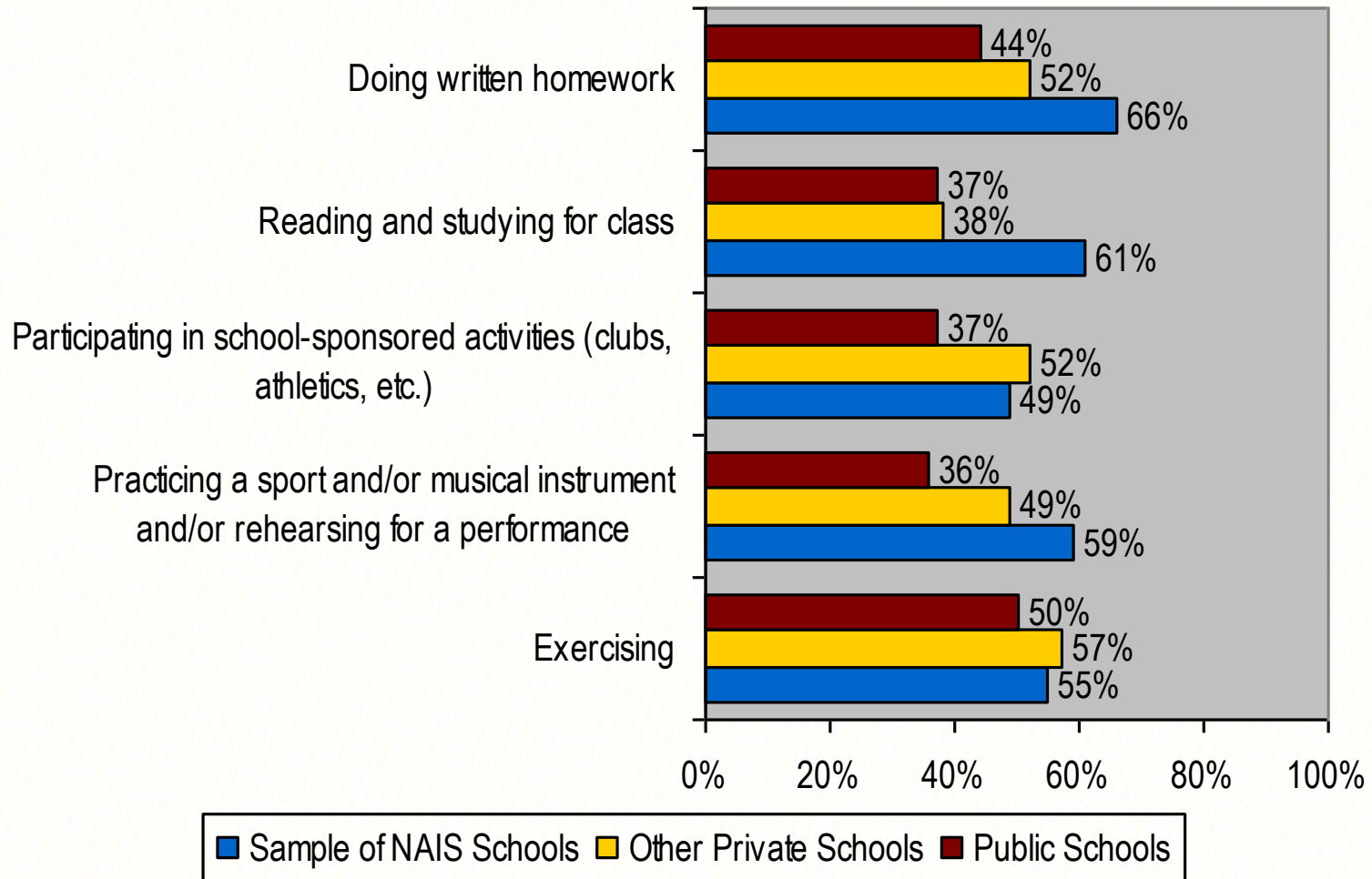
To What Extent Do You Believe Your High School Emphasizes the Following?



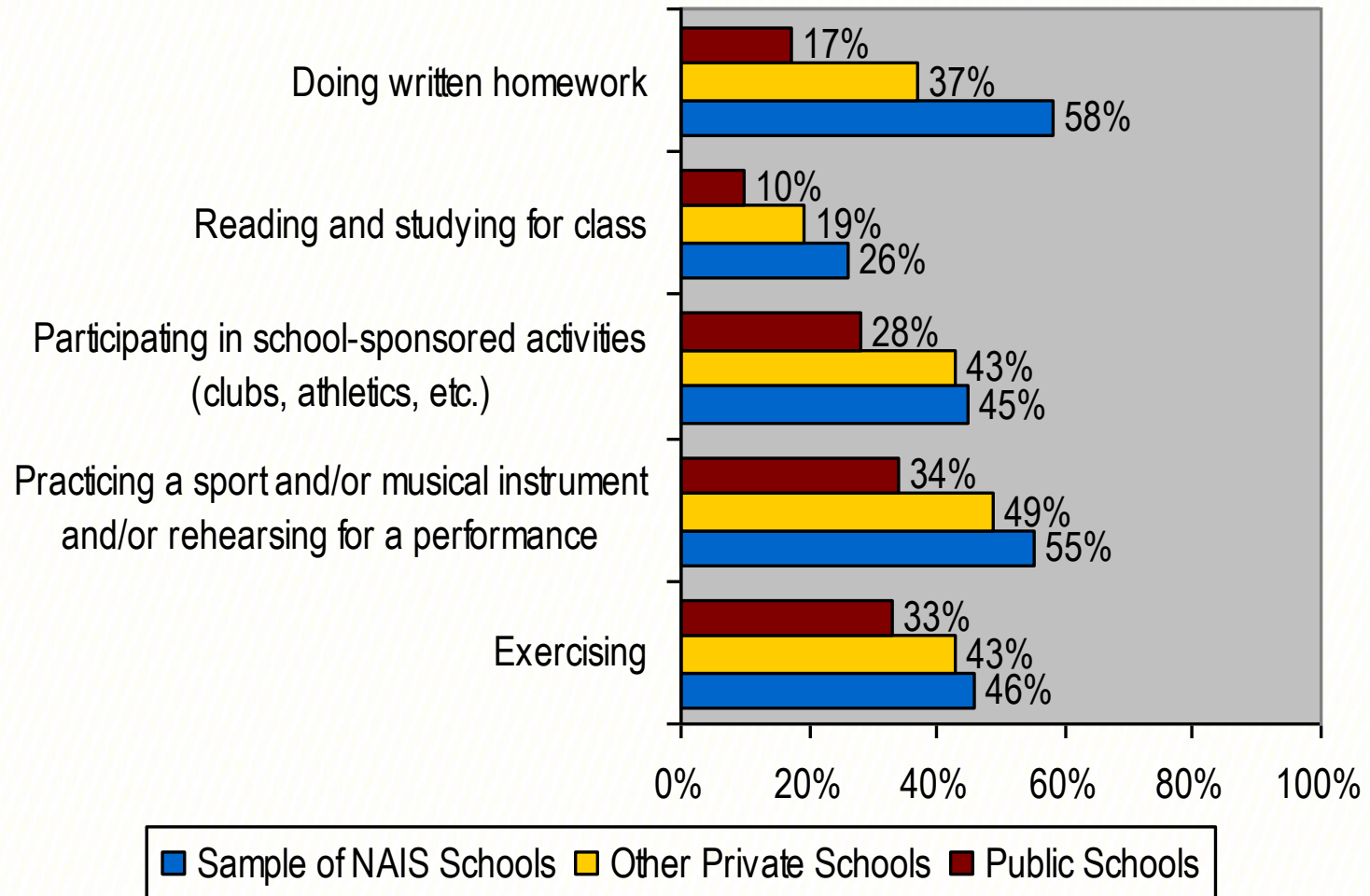
How Often Have You Done Each of the Following During The School Year?

Students Answering “Sometimes” or “Often”	Sample of NAIS Schools	Other Private Schools	Public Schools
Talked to a teacher about your class work	86%	78%	77%
Received helpful feedback from teachers on assignments or other class work	93%	86%	76%
Discussed questions in class that have no clear answers	89%	82%	70%
Connected ideas or concepts from one class (or subject area) to another in doing assignments or participating in class discussions	83%	81%	67%
Discussed ideas from readings or classes with teachers outside of class	55%	49%	38%
Discussed ideas from readings or classes with others outside of class	74%	63%	59%
Talked/worked with at least one student who differs from you in terms of religious beliefs, politics, income, or values	92%	78%	76%
Talked/worked with at least one student of a race or ethnicity different from your own	90%	67%	74%

Students Describing These Activities as “Somewhat Important” Or “Very Important”



Students Spending Six or More Hours Per Week on These Activities



Students “Agreeing” or “Strongly Agreeing” with the Following Statements

	Sample of NAIS schools	Other Private Schools	Public Schools
I enjoy working on tasks that take a lot of thinking and mental effort	71%	62%	60%
I like discussions in which there are no clear answers	74%	68%	63%
I put forth a great deal of effort when doing my school work	85%	76%	74%
I see how the work I am doing will help me after high school	80%	76%	72%
My schoolwork makes me curious to learn other things	80%	70%	68%
I take pride in the quality of my school work	86%	82%	76%
I am motivated by a desire to learn	79%	70%	68%
I am motivated to work by teachers who encourage me	78%	68%	67%
In general, I am excited about my classes	69%	55%	54%

Students Saying that School Contributed “Some” or “Very Much” to the Following Skills

	Sample of NAIS schools	Other Private Schools	Public Schools
Thinking critically	94%	88%	77%
Reading and understanding challenging materials	93%	86%	75%
Writing effectively	93%	88%	84%
Learning independently	88%	83%	74%
Speaking effectively	87%	80%	71%
Working well with others	86%	82%	75%
Acquiring skills related to work after high school	83%	78%	67%
Understanding people of other racial and ethnic backgrounds	79%	62%	65%
Gaining awareness of conditions in the world outside of school	78%	70%	60%
Solving real-world problems	77%	71%	63%
Understanding the relevance of school work to life after high school	70%	72%	66%

How Far Do You Want to Go in Your Schooling?

	Sample of NAIS schools	Other Private Schools	Public Schools
Doctorate or advanced professional degree	40%	26%	21%
Master's degree	33%	33%	25%
Four year college degree (Bachelor's)	25%	38%	39%
Two year college degree (Associate's)	*	1%	8%
High school diploma/GED or less	1%	1%	7%

Three Ways to Explore Student Engagement Data

- Develop a research question and investigate the answer
- Focus on one dimension of engagement at a time
- Focus on a population or a demographic breakdown of the data

How Schools Have Used HSSSE?

- To redesign the advisory programs to strengthen connections between teachers and students
- To motivate teachers to ask more open-ended questions for classroom discussion to improve student engagement in critical thinking
- To provide clear evidence that students experience significantly less teasing and bullying than occurs in most public schools
- To discover that students plan to attend graduate school at nearly double the rate for the entire HSSSE data pool nationwide.

NAIS-HSSSE Longitudinal Study

- The NAIS Commission on Accreditation and NAIS partnered with Indiana University to conduct a 3-year study using HSSSE beginning in the spring of 2013.
- Goals:
 - ✓ To help schools assess their effectiveness in providing social/emotional support for academic success, especially student progress related to 21st century capacities;
 - ✓ To develop a way for schools to comply with learning assessment standards without using standardized achievement tests; and
 - ✓ To capture data showing the value-added experience of independent school education.
- Participants: 54 independent schools across the country.
- For more information, visit <http://ceep.indiana.edu/hssse/nais/index.html>.

Questions?